







TECHNICAL DATA SHEET - FORGOTTEN WOOD SPECIES

DOUGLAS




BQD 301 SOFT SHELL



001 PRODUCT DESCRIPTION

	Wood type	Douglas
	Grading	Natural AB
	Core/backing	Birch plywood
	Coating	Custom -> multiple reactive stains & oils
	Texture	Smooth
	Bevel	Micro V, 2 side

002 DIMENSIONS

		Straight			
	Thickness/ surface	43/64"- 13/64" (17/5 mm)	43/64"- 13/64" (17/5 mm)	43/64"- 13/64" (17/5 mm)	43/64"- 13/64" (17/5 mm)
	Width	7 7/8" (200 mm)	9 27/32" (250 mm)	11 13/6" (300 mm)	13 25/32" (350 mm)
	Length	59 1/16" to 114 11/64" (1500 to 2900 mm)	59 1/16" to 114 11/64" (1500 to 2900 mm)	59 1/16" to 114 11/64" (1500 to 2900 mm)	59 1/16" to 114 11/64" (1500 to 2900 mm)

003 TECHNICAL PERFORMANCE

	Norm	En 14342
	FSC	CU-COC-874752
	Formaldehyde emission class	Carb2 compliant
	Flammability class	Dfl-s1
	Underfloor heating	Yes - Warranty certificate available 
	Floor cooling	Yes - Warranty certificate available 
	Thermal conductivity	0.17 W/mK
	Moisture content	7 % (+/- 2%)
	Advisory use	Suitable for: residential, commercial, Hospitality, Retail

004 ADDITIONAL INFORMATION

	Installation	Glued down
	Jointing	Tongue and groove
	Sanding	Yes (1 mm per sanding)



NATURAL AB

Knots: unlimited/filled

Cracks: permitted

Sapwood: none

